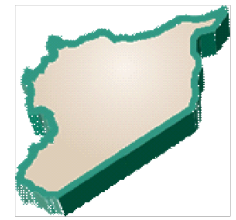




Syria

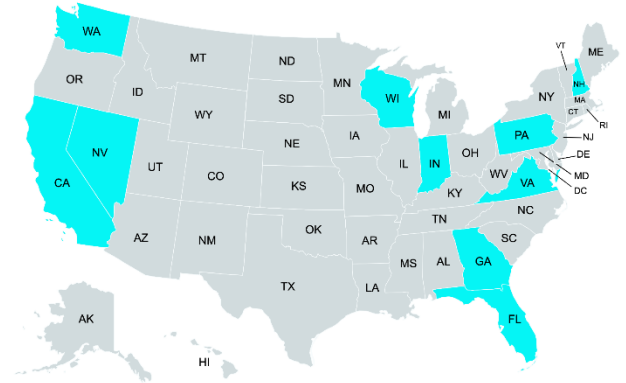


2022 Ranking: 21st Largest Export Market in MENA for U.S. Goods

In 2022 there was a 651% increase in exports from U.S. states to Syria since 2021. Syria's top imported sectors were Agricultural Products, Food & Kindred Products.

TOP 10 U.S. STATES EXPORTING TO SYRIA

State	Exports to Syria
All States	\$ 8,839,448
New Hampshire	\$ 7,328,341
California	\$ 747,416
Florida	\$ 197,678
Georgia	\$ 183,771
Pennsylvania	\$ 102,574
Wisconsin	\$ 86,451
Nevada	\$ 59,466
Virginia	\$ 40,205
Washington	\$ 36,585
Indiana	\$ 22,460

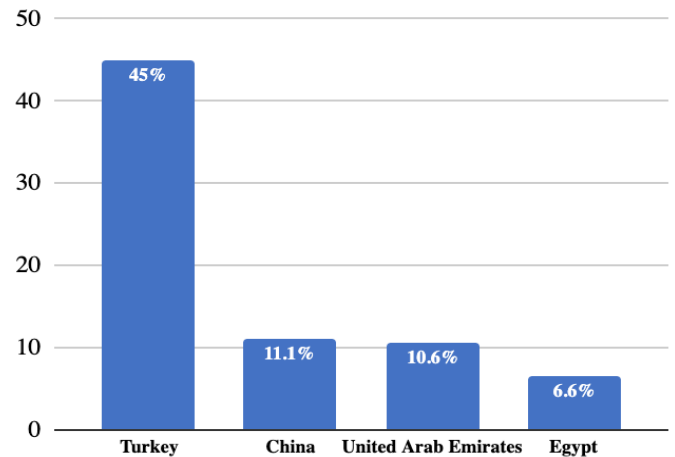


Created with mapchart.net

TOP IMPORT SECTORS FROM THE USA

Agricultural Products	\$ 691,420
Food & Kindred Products	\$ 20,440

Syria's Main Import Partners



The data in this publication are drawn from the U.S. Bureau of the Census using the latest U.S. export information (February 2023). Export numbers may understate total U.S. exports because country-specific information for some products (e.g., mining, forestry, fishing, and waste and scrap) is not available.



NATIONAL U.S.-ARAB CHAMBER OF COMMERCE

غرفة التجارة الأمريكية العربية الوطنية

WASHINGTON D.C. (HEADQUARTERS) • LOS ANGELES • NEW YORK
1025 CONNECTICUT AVENUE, NW • SUITE 1000 • WASHINGTON D.C. 20036
TEL: (202) 289-5920 • WWW.NUSACC.ORG