




Morocco

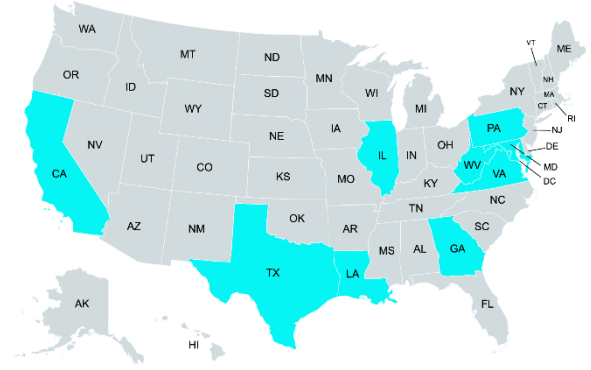


2022 Ranking: 5th Largest Export Market in MENA for U.S. Goods

As a result of the Free Trade Agreement (FTA) implemented in 2006, both countries are enjoying greater market access. In 2022 there was a 26% increase in exports from U.S. states to Morocco since 2021. Morocco's top imported sectors were Oil & Gas, Agricultural Products, Food & Kindred Products, and Minerals & Ores.

TOP 10 U.S. STATES EXPORTING TO MOROCCO

State	Exports to Morocco
All States	\$ 3,512,381,106
Texas	\$ 1,170,778,150
Maryland	\$ 629,859,752
Louisiana	\$ 406,591,480
California	\$ 187,644,903
Pennsylvania	\$ 160,353,652
Virginia	\$ 156,333,474
Georgia	\$ 75,866,200
West Virginia	\$ 63,125,375
Dist of Columbia	\$ 60,147,049
Illinois	\$ 56,450,554

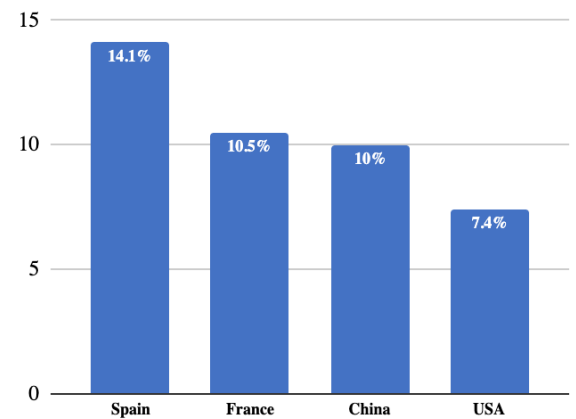


Created with mapbox

TOP IMPORT SECTORS FROM THE USA

Oil & Gas	\$ 1,034,910,044
Agricultural Products	\$ 289,049,611
Food & Kindred Products	\$ 244,142,077
Minerals & Ores	\$ 194,622,008
Beverages & Tobacco Products	\$ 82,963,797
Textiles & Fabrics	\$ 23,039,244
Livestock & Livestock Products	\$ 2,535,685
Fish, Fresh/chilled/frozen & Other Marine Products	\$ 339,600
Products Supporting Agriculture And Forestry	\$ 245,800

Morocco's Main Import Partners



The data in this publication are drawn from the U.S. Bureau of the Census using the latest U.S. export information (February 2023). Export numbers may understate total U.S. exports because country-specific information for some products (e.g., mining, forestry, fishing, and waste and scrap) is not available.



NATIONAL U.S.-ARAB CHAMBER OF COMMERCE

غرفة التجارة الأمريكية العربية الوطنية

WASHINGTON D.C. (HEADQUARTERS) • LOS ANGELES • NEW YORK
 1025 CONNECTICUT AVENUE, NW • SUITE 1000 • WASHINGTON D.C. 20036
 TEL: (202) 289-5920 • WWW.NUSACC.ORG