



2022 Data



Algeria

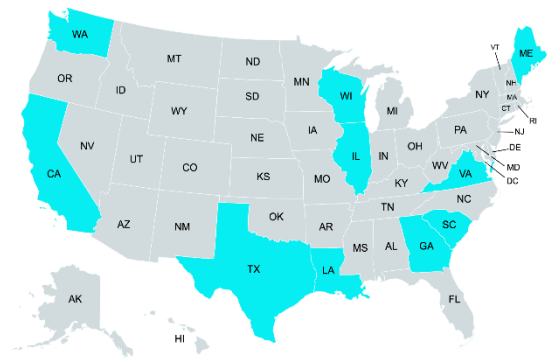


2022 Ranking: 9th Largest Export Market in MENA for U.S. Goods

In 2022 there was a 53% increase in exports from U.S. states to Algeria since 2021. Algeria's top imported sectors were Agricultural Products, Food & Kindred Products, Forestry Products, Nesoi, Livestock & Livestock Products, Textiles & Fabrics.

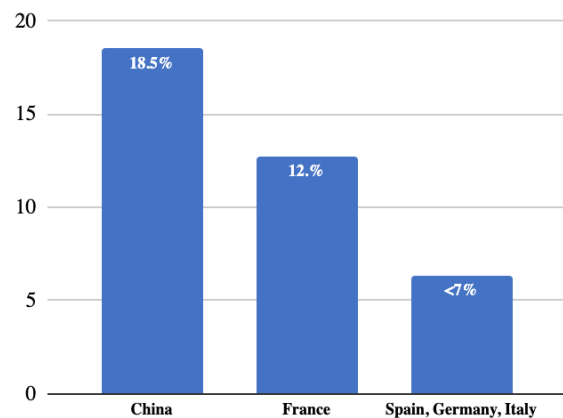
TOP 10 U.S. STATES EXPORTING TO ALGERIA

State	Exports to Algeria
All States	\$ 1,200,594,478
Texas	\$ 212,895,100
Louisiana	\$ 143,938,183
South Carolina	\$ 134,953,950
Maine	\$ 114,151,910
Georgia	\$ 89,432,142
California	\$ 72,557,001
Illinois	\$ 65,320,992
Virginia	\$ 54,305,761
Wisconsin	\$ 46,813,304
Washington	\$ 34,423,245



Created with mapbox.com

Algeria's Main Import Partners



TOP IMPORT SECTORS FROM THE USA	
Agricultural Products	\$ 349,754,317
Food & Kindred Products	\$ 19,840,306
Forestry Products, Nesoi	\$ 8,554,876
Livestock & Livestock Products	\$ 3,929,911
Textiles & Fabrics	\$ 318,424
Minerals & Ores	\$ 106,224

The data in this publication are drawn from the U.S. Bureau of the Census using the latest U.S. export information (February 2023). Export numbers may understate total U.S. exports because country-specific information for some products (e.g., mining, forestry, fishing, and waste and scrap) is not available.



NATIONAL U.S.-ARAB CHAMBER OF COMMERCE

غرفة التجارة الأمريكية العربية الوطنية

WASHINGTON D.C. (HEADQUARTERS) • LOS ANGELES • NEW YORK
1025 CONNECTICUT AVENUE, NW • SUITE 1000 • WASHINGTON D.C. 20036
TEL: (202) 289-5920 • WWW.NUSACC.ORG